

Extract from:
Daniel Debomy, "[The EU, despite everything? European public opinion in the face of crisis \(2005–2015\)](#)", *Studies & Reports No. 111*,
Jacques Delors Institute, June 2016.

ANNEX 2

PERCEPTION OF THE EU IN PUBLIC OPINION IN THE 28 MEMBER STATES

The following figures represent, for the EU average and the 28 Member States, the evolution of the six indicators analysed in this Study between Spring 2005 and Autumn 2015; data on the future and the direction of the EU are not available from 2005 on and are consequently given from Spring 2007 on.

The questions asked are the following:

- **Membership of the EU:**
 “In general, do you think that the fact that (our country) is part of the European Union is: a good thing, a bad thing, neither good nor bad?”
 For candidate countries in 2005 (Bulgaria, Croatia and Romania), the question was: “Generally speaking, do you think that (our country)’s membership of the EU would be...?”
- **Benefits of EU membership:**
 “All things considered, do you think that (our country) has or has not benefited from EU membership?”
 For candidate countries in 2005 (Bulgaria, Croatia and Romania), the question was: “Taking everything into account, would you say that (our country) would benefit or not from being a member of the EU?”
- **Image of the EU:**
 “In general, does the EU conjure up for you a very positive, fairly positive, neutral, fairly negative or very negative image?”
- **Trust in the EU:**
 “I would like to ask you a question about how much trust you have in certain media and institutions. For each of the following media and institutions, please tell me if you tend to trust it or tend not to trust it” (Question asked, among others, for the European Union).
- **Future of the EU:**
 “Would you say that you are very optimistic, fairly optimistic, fairly pessimistic or very pessimistic about the future of the EU?”
- **Direction of the EU:**
 “At the present time, would you say that, in general, things are going in the right direction or in the wrong direction, in the EU?”

EUROPEAN PUBLIC OPINION IN THE FACE OF CRISIS (2005-2015)

FIGURE I ► European public opinion and the EU (2005-2015)



THE EU, DESPITE EVERYTHING?

FIGURE II ► Austrian public opinion and the EU (2005-2015)



EUROPEAN PUBLIC OPINION IN THE FACE OF CRISIS (2005-2015)

FIGURE III ► Belgian public opinion and the EU (2005-2015)



THE EU, DESPITE EVERYTHING?

FIGURE IV ► Bulgarian public opinion and the EU (2005-2015)



FIGURE V ► Croatian public opinion and the EU (2005-2015)



THE EU, DESPITE EVERYTHING?

FIGURE VI ► Cypriot public opinion and the EU (2005-2015)



FIGURE VII ► Czech public opinion and the EU (2005-2015)



THE EU, DESPITE EVERYTHING?

FIGURE VIII ► Danish public opinion and the EU (2005-2015)



EUROPEAN PUBLIC OPINION IN THE FACE OF CRISIS (2005–2015)

FIGURE IX ► Estonian public opinion and the EU (2005–2015)



THE EU, DESPITE EVERYTHING?

FIGURE X ► Finnish public opinion and the EU (2005-2015)



FIGURE XI ➤ French public opinion and the EU (2005-2015)

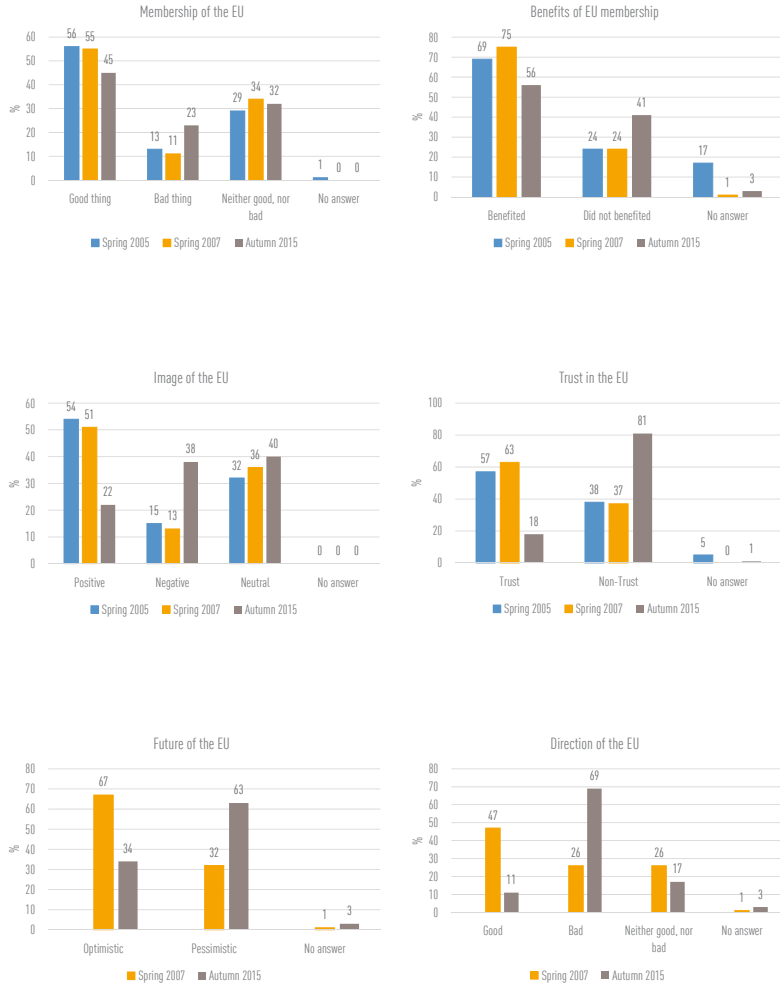


THE EU, DESPITE EVERYTHING?

FIGURE XII ► German public opinion and the EU (2005-2015)



FIGURE XIII ► Greek public opinion and the EU (2005-2015)



THE EU, DESPITE EVERYTHING?

FIGURE XIV ► Hungarian public opinion and the EU (2005-2015)



FIGURE XV ▶ Irish public opinion and the EU (2005-2015)



FIGURE XVI ▶ Italian public opinion and the EU (2005-2015)



FIGURE XVII ▶ Latvian public opinion and the EU (2005-2015)



THE EU, DESPITE EVERYTHING?

FIGURE XVII ► Lithuanian public opinion and the EU (2005-2015)



EUROPEAN PUBLIC OPINION IN THE FACE OF CRISIS (2005-2015)

FIGURE XIX ► Luxembourg public opinion and the EU (2005-2015)



THE EU, DESPITE EVERYTHING?

FIGURE XX ► Maltese public opinion and the EU (2005-2015)



EUROPEAN PUBLIC OPINION IN THE FACE OF CRISIS (2005-2015)

FIGURE XXI ► Dutch public opinion and the EU (2005-2015)



THE EU, DESPITE EVERYTHING?

FIGURE XXII ► Polish public opinion and the EU (2005-2015)



EUROPEAN PUBLIC OPINION IN THE FACE OF CRISIS (2005-2015)

FIGURE XXIII ► Portuguese public opinion and the EU (2005-2015)



THE EU, DESPITE EVERYTHING?

FIGURE XXIV ► Romanian public opinion and the EU (2005-2015)

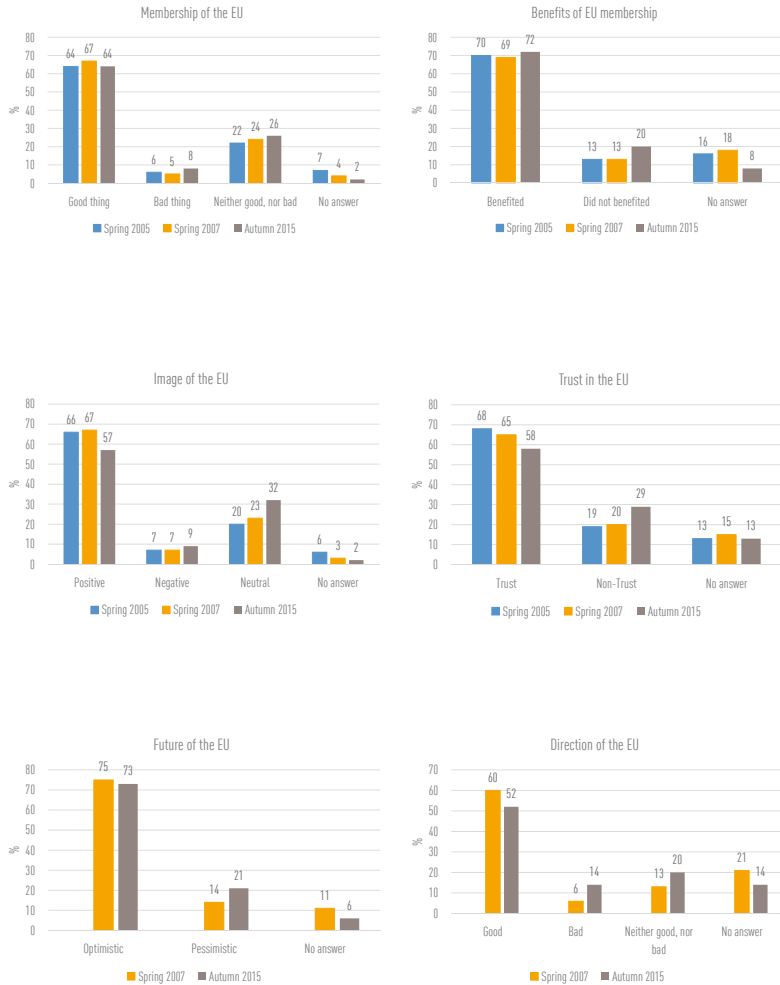


FIGURE XXV ► Slovakian public opinion and the EU (2005-2015)



FIGURE XXVI ► Slovenian public opinion and the EU (2005-2015)

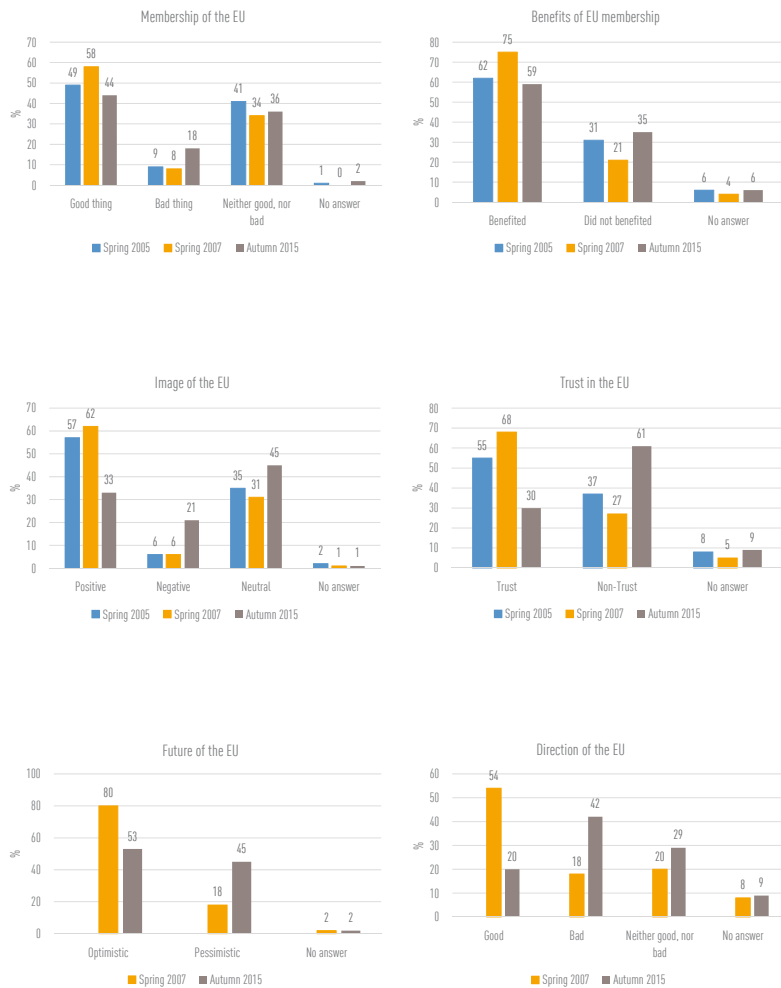


FIGURE XXVII ➤ Spanish public opinion and the EU (2005-2015)



THE EU, DESPITE EVERYTHING?

FIGURE XXVIII ► Swedish public opinion and the EU (2005-2015)



EUROPEAN PUBLIC OPINION IN THE FACE OF CRISIS (2005-2015)

FIGURE XXIX ► British public opinion and the EU (2005-2015)

