

EUROPEAN PUBLIC OPINION IN THE FACE OF CRISIS (2005–2015)

Extract from:
Daniel Debomy, "[The EU, despite everything? European public opinion in the face of crisis \(2005–2015\)](#)", *Studies & Reports No. 111*,
Jacques Delors Institute, June 2016.

ANNEX 1
EVOLUTION OF PUBLIC OPINION
VIS-À-VIS THE EU (2005/2007–2015)

The following figures represent, for the EU average and the 28 Member States, the evolution of the six indicators analysed in this Study between Spring 2005 and Autumn 2015; data on the future and the direction of the EU are not available from 2005 on and are consequently given from Spring 2007 on.

The questions asked are the following:

- **Membership of the EU:**
 “In general, do you think that the fact that (our country) is part of the European Union is: a good thing, a bad thing, neither good nor bad?”
 For candidate countries in 2005 (Bulgaria, Croatia and Romania), the question was: “Generally speaking, do you think that (our country)’s membership of the EU would be...?”
- **Benefits of EU membership:**
 “All things considered, do you think that (our country) has or has not benefited from EU membership?”
 For candidate countries in 2005 (Bulgaria, Croatia and Romania), the question was: “Taking everything into account, would you say that (our country) would benefit or not from being a member of the EU?”
- **Image of the EU:**
 “In general, does the EU conjure up for you a very positive, fairly positive, neutral, fairly negative or very negative image?”
- **Trust in the EU:**
 “I would like to ask you a question about how much trust you have in certain media and institutions. For each of the following media and institutions, please tell me if you tend to trust it or tend not to trust it” (Question asked, among others, for the European Union).
- **Future of the EU:**
 “Would you say that you are very optimistic, fairly optimistic, fairly pessimistic or very pessimistic about the future of the EU?”
- **Direction of the EU:**
 “At the present time, would you say that, in general, things are going in the right direction or in the wrong direction, in the EU?”

TABLE I ➤ EU membership: perception in the 28 Member States (2005-2015)

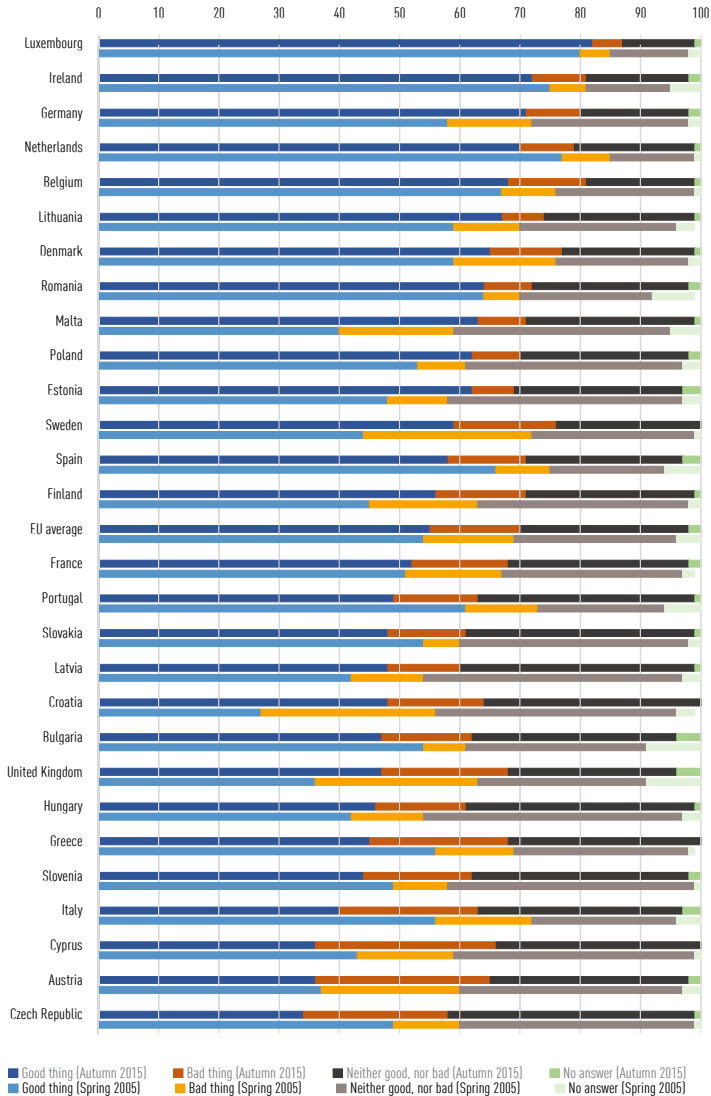


TABLE II ➤ **Benefits of EU membership: perception in the 28 Member States (2005-2015)**

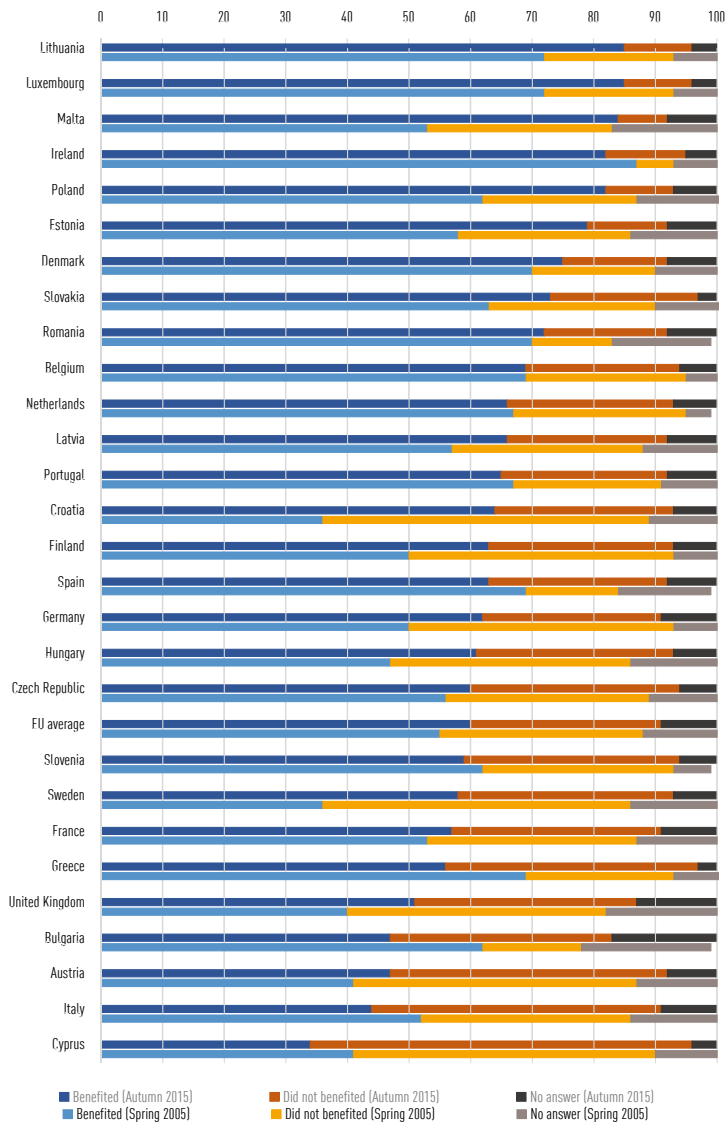


TABLE III ► Image of the EU: perception in the 28 Member States (2005-2015)

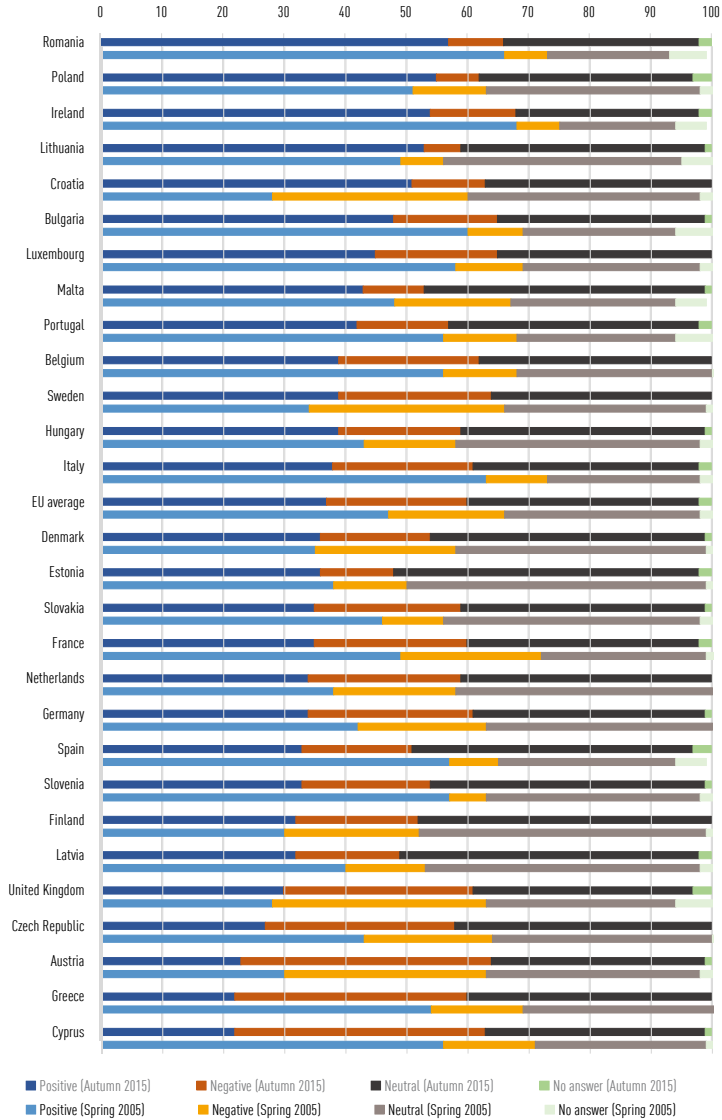
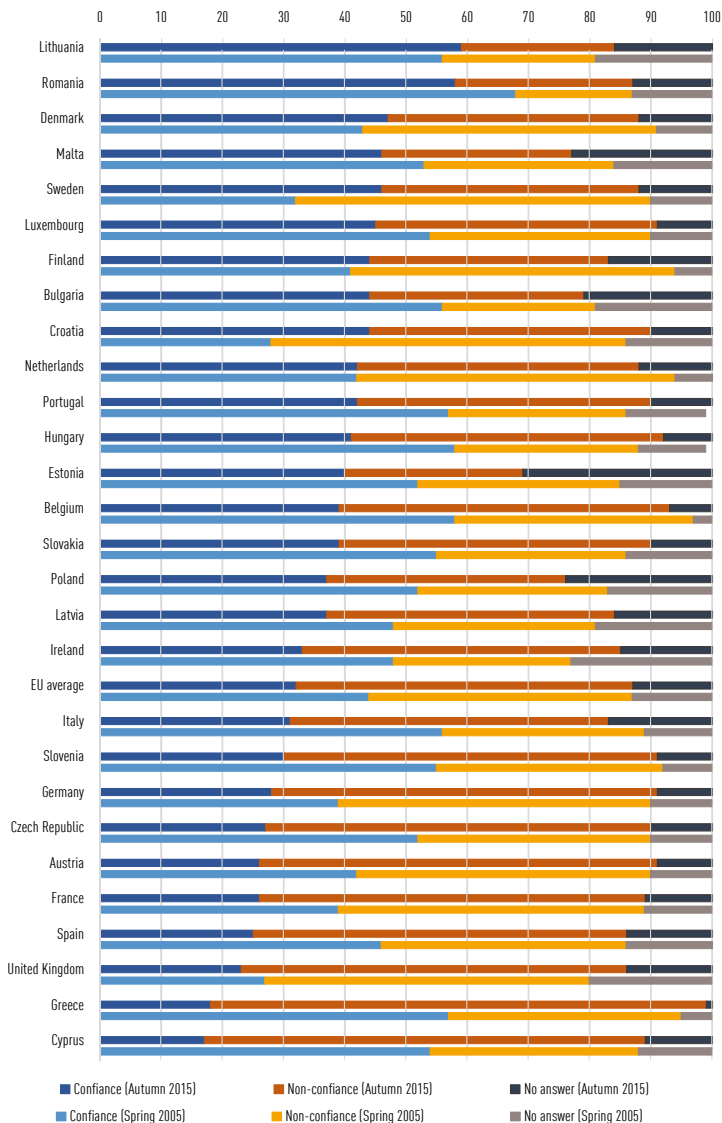
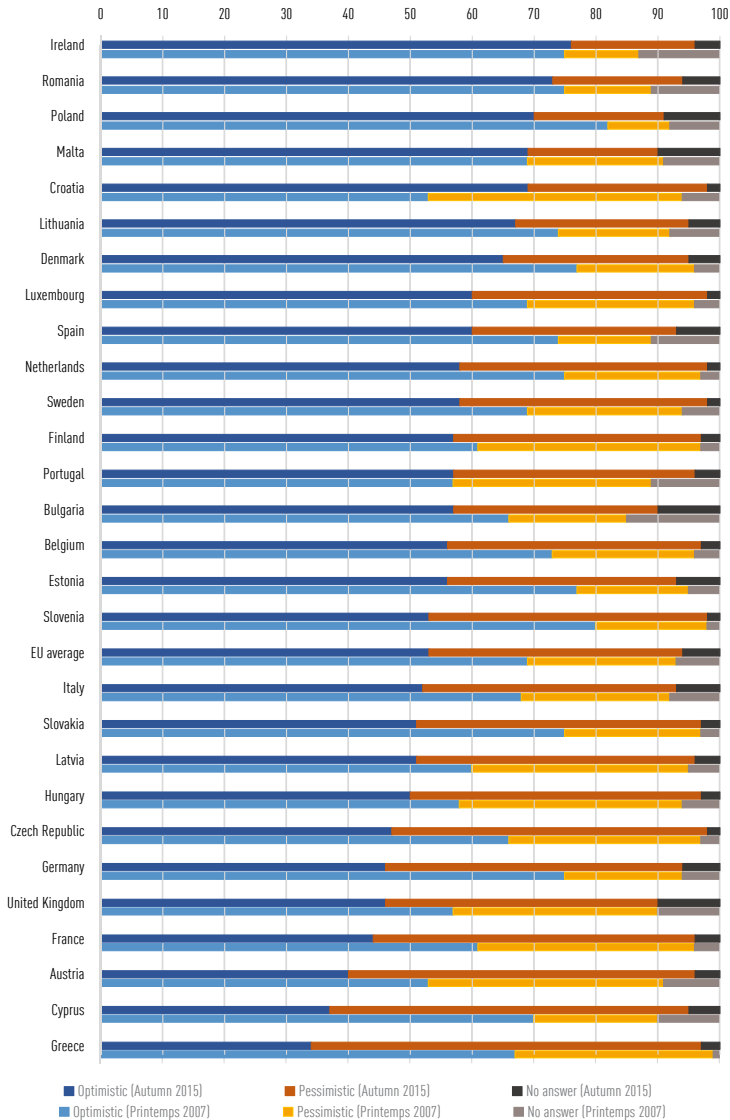


TABLE IV ▶ Trust in the EU: perception in the 28 Member States (2005-2015)



THE EU, DESPITE EVERYTHING?

TABLE V ▶ Future of the EU: perception in the 28 Member States (2007-2015)



EUROPEAN PUBLIC OPINION IN THE FACE OF CRISIS (2005-2015)

TABLE VI ► Current direction of the EU: perception in the 28 Member States (2007-2015)

